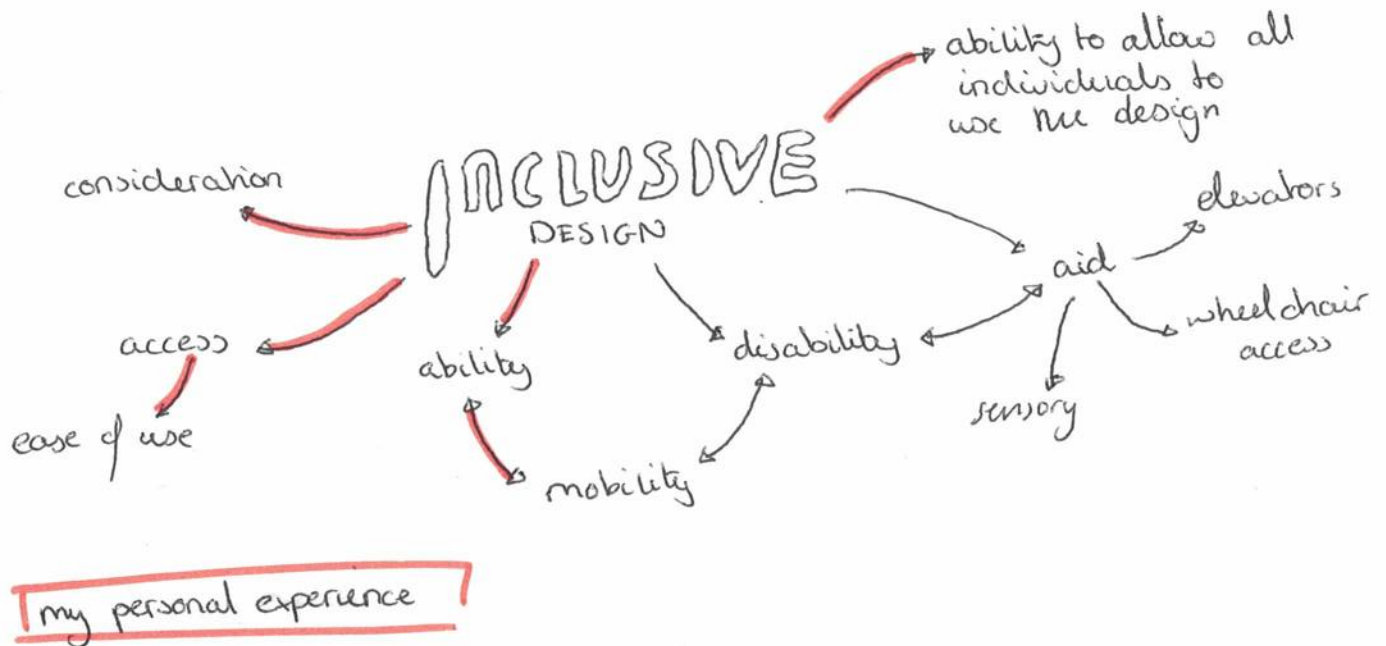


Name: Student 1

Task: Personal Reflection on Inclusive Design

Write, draw, or combine both to reflect on your current understanding of what an inclusive built environment means. Use the prompts below to guide you:

- Your current understanding
- Your own position
- Design process considerations
- Barriers and challenges



Name: Student 2

Task: Personal Reflection on Inclusive Design

Write, draw, or combine both to reflect on your current understanding of what an inclusive built environment means. Use the prompts below to guide you:

- Your current understanding
- Your own position
- Design process considerations
- Barriers and challenges

~~The built~~ Inclusive design means to have alternative or built in ways which a user with a different ~~can~~ understanding or ability can experience the design through as if they were a regular user.

I think that inclusive design is important when considering how many constraints certain users have in using the built environment due to it not being designed for them. It can often feel patronising to need additional help in something that is an ordinary task.

Name: Student 3

Task: Personal Reflection on Inclusive Design

Write, draw, or combine both to reflect on your current understanding of what an inclusive built environment means. Use the prompts below to guide you:

- Your current understanding
- Your own position
- Design process considerations
- Barriers and challenges

Inclusive built environment means an area that has been designed with multiple users in mind and designed in a way that does not ostracise a specific group, whether that be a wheelchair-bound person or different class groups

So everyone who uses the built environment feels equally considered and able.

I think that inclusive design is often looked at quite one dimensionally and quite separate to the rest of the process

tz

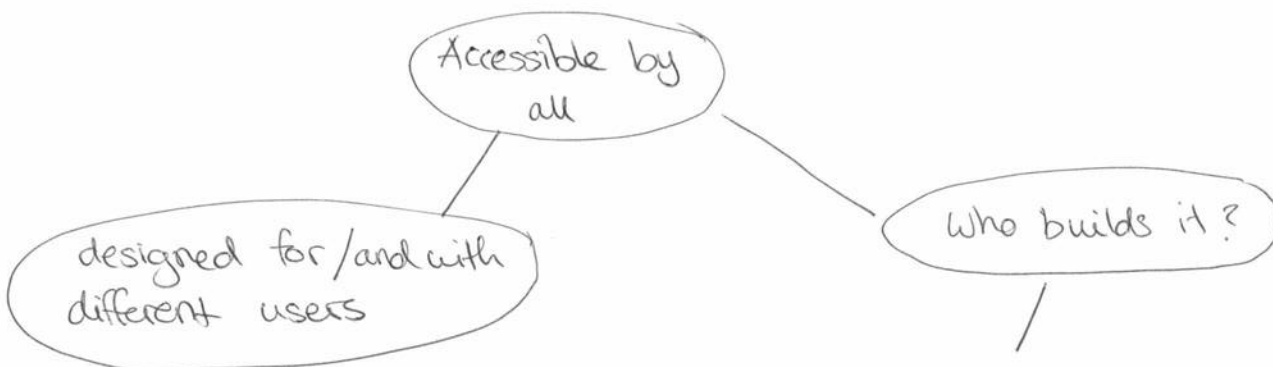
Name: Student 4

Task: Personal Reflection on Inclusive Design

Write, draw, or combine both to reflect on your current understanding of what an inclusive built environment means. Use the prompts below to guide you:

- Your current understanding
- Your own position
- Design process considerations
- Barriers and challenges

does it include a consciousness
about nature and animals?



is everyone involved in the whole
process open to communicate with each
other?

communication as key

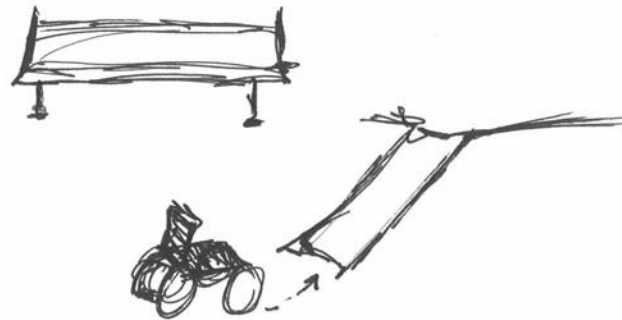

Name: Student 5

Task: Personal Reflection on Inclusive Design

Write, draw, or combine both to reflect on your current understanding of what an inclusive built environment means. Use the prompts below to guide you:

- Your current understanding
- Your own position
- Design process considerations
- Barriers and challenges

*inclusive environment can be summarised
by holistically using and incorporating
the literal term 'everyone'!*



Name: Student 6

Task: Personal Reflection on Inclusive Design

Write, draw, or combine both to reflect on your current understanding of what an inclusive built environment means. Use the prompts below to guide you:

- Your current understanding
- Your own position
- Design process considerations
- Barriers and challenges

To me, an inclusive built environment allows everyone to access it in an equitable way. Concessions must be made to create an inclusive built environment, and usually this means putting value over cost. Though it will usually seem less profitable to design in an inclusive way, the social value this brings is huge. We must rethink the status-quo to ensure we're not putting profit over people.
